





2411PD

Product no.: 2411PD

Needle nose pliers with very precise, smooth and rounded jaws, inside-serrated jaws for secure handling.

-  Pliers for miniature and standard electronics
-  Non-reflecting surface, ESD-safe
-  Optimized ergonomically shaped handles for increased comfort
-  Same as 2411P but with inside serrations



source images

























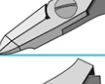





Built to Last - Longest lasting durability on the planet

The Weller Erem Series 2400 Magic Sense is a range of medium-sized precision cutters that combines robustness, visibility and accessibility. A large variety of head shapes for precision work in hard-to-reach areas. The optimized ergonomic shape of the Series 2400 MagicSense prevents hand fatigue. These cutters are manufactured from improved induction-hardened cutting edges up to 64 – 65 HRC for an extremely long service life. The cutting edges are made from special tool steel. The precision cutters have a nonreflecting surface, are ESD safe and resharpenable.

Type	Type of Cut	Cutting Capacity
------	-------------	------------------

Series 2400 MagicSense

mm 0,03 0,1 0,2 0,3 0,4 0,5 0,6 0,7 0,8 0,9 1,0 1,1 1,2 1,3 1,4 1,5 1,6 1,7 1,8 1,9 2,0
Inch .0001 .003 .007 .011 .015 .019 .023 .027 .031 .035 .039 .043 .047 .051 .055 .059 .062 .066 .070 .074 .078

	2412E	 Semi Flush	
	2422E	 Flush	
	2432E	 Super Full Flush	
	2477E	 Flush	
	2403E	 Flush	
	2404E	 Flush	
	2482E	 Flush	
	2475E	 Flush	
	2470E	 Flush	
	2476TX2	 Flush / Carbide	





Technical Data

Length mm	150
Jaw length in mm	33.2
Head width mm	11
Head thickness mm	6
Width of tips in mm	1
Total height of both tips in mm	1.2
Length inches	5.291
Jaw length inches	1.307
Head width Inches	0.433
Head thickness Inches	0.236
Width of tips in Inches	0.039
Total height of both tips in Inches	0.047
ESD-safe	---
Erem applications	---
Material	Special tool steel
Weight in g	79.1
Weight in oz	2.790